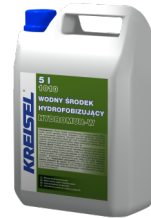


## TECHNICAL DATA SHEET

### HYDROMUR-W 1010

Water-based hydrophobic solution



#### Areas of application

Intended for creating a hydrophobic film on absorbent surfaces of construction elements, both indoor and outdoor. For securing facades against the penetration of rainwater and aggressive compounds. Intended for mineral plasters (without gypsum content), stone cladding, concrete, terrazzo, mineral paint coats, ceramic brick walls, clinker, silicate surfaces, ceramic and cement roof tiles, cement-fiber panels, etc. After drying, contains a vapor-permeable layer reducing the absorbency of the surface, preventing damages caused by frost or salt crystallization, limits soiling and biological aggression.



#### Properties

- Easy to use
- Vapor-permeable
- Reduces absorbency
- Reduces the build-up of dirt
- Frost-resistant
- Waterproof
- Effective
- Water-repellent

#### Application procedure



#### Technical data

Item number	12792	12793
EAN		5907418091802
Packaging		
Quantity per unit	1 L/unit	5 L/unit
Unit per pallet	12 pcs./carton	
Colour	colourless	
Consumption	approx. 0,1 L/m <sup>2</sup>	
Density	approx. 1 g/cm <sup>3</sup>	
pH value	7	
Drying time	12 h 24 h	

# HYDROMUR-W 1010

Water-based hydrophobic solution

## Material base

---

- Function polysiloxane emulsion
- Water

## Application conditions

---

Apply in temperatures from +5 °C to +25 °C, these temperature refer to air, groundwork and product temperature.

## Surface

---

Groundwork must be ground and cleaned. All loose or non-load-bearing elements must be removed. The groundwork should be cleared of dust, soot, grease or any other anti-adhesion solutions reducing grip.

## Surface pre-treatment

---

Rust, cement and lime stains should be removed with a cement sludge remover. Surfaces covered with mold, algae or moss should be covered with fungicide SEPTOBUD 1008, and then mechanically cleaned with brushes or sponges and re-coated with fungicide. Surfaces not intended for protection should be carefully covered. Repair all cracked and scratched surfaces with the 428 leveling grout or other, suitable for the groundwork type. The grout in the repaired sites must be completely dry and fixed.

## Preparation

---

Ready-to-use product. Do not dilute with water or mix with other materials. Mix thoroughly before use.

## Application procedure

---

Apply the preparation on substrate with a brush or roller or on larger surfaces by means of spray method until the bed is saturated. It is advisable to apply the agent at least twice. The next layer should be applied when the preparation has already sunk, and the surface is not shiny and optically

looks dry. After accidentally soiling windows or door with the solution, wash them immediately with water. Until the solution dries, the surfaces treated should be protected against precipitation. The product reaches its full water-repellent effect approximately 7 days after application.

## Storage

---

The mortar can be stored for up to 12 months from production date in sealed packaging and at temperatures, ranging from +5 °C to +25 °C. The storage area shall be kept out of the reach of children, protected against direct sunlight and located far from heat sources and naked flames. It can be transported by any means of transport, at a temperature not lower than +5 °C. It is not subject to ADR provisions.

## General information

---

This product data sheet replaces all its previous versions. The information, included in this technical card, represents our current knowledge and practical experience. This is general information only which shall not obligate the manufacturer to take any responsibility either for workmanship or for the manner of use. For there may be differences and specific execution conditions. The product shall be applied in accordance with required technical knowledge and OHS rules. Avoid contact with skin and protect eyes. In case of contact with eyes, rinse them up with a large quantity of clean water and consult a doctor. It shall be recommended to use gloves, safety goggles and protective clothing.

All technical data listed in this product specification has been determined under laboratory conditions.