

## TECHNICAL DATA SHEET

### NANOTECH GROUT 730

Elastic cement jointing grout based on nanotechnology



#### Areas of application

Jointing grout based on nanotechnology, intended for jointing all types of wall and floor tiles on indoor and outdoor surfaces. Suitable for joint widths from 1 to 2mm. Grout intended for jointing wall and floor tiles, Cotto-tiles, Granitogres™ (fine stoneware tiles), concrete tiles and tiles made of natural and artificial stone prone to staining. Can be applied on surfaces with floor heating. Available in 24 different colours.

#### Properties

- Waterproof
- Frost-proof
- Flexible
- Hydrophobic
- Smooth surface
- High adhesion
- High mechanic durability
- High color durability
- Very good resistance to abrasion

#### Application procedure




#### Technical data


Item number	32561	32470	32564	32569	32575
EAN	5907418025456	5907418025432	5907418025463		5907418025586
Packaging					
Quantity per unit	2 kg/unit				
Unit per pallet	240 unit/Pal.				
Grain size	0-0,5 mm				
Colour	coloured				
Consumption	0,5 kg/m <sup>2</sup>				
Water requirement	approx. 0,5 L/unit				
Joint width	1-20 mm				
Compressive strength	≥ 15 N/mm <sup>2</sup> (28 d)				

## NANOTECH GROUT 730

Elastic cement jointing grout based on nanotechnology

Item number	32561	32470	32564	32569	32575
Pressure resistance	≥ 2,5 N/mm <sup>2</sup> (28 d)				
Possibilities to enter	approx. 6 h				
Chromium content	≤ 0,0002 %				
Adhesive group	CG 2 WA EN 13888:2010				
Drying time	24 h 48 h				
Processing time	40 min				


Item number	25208	32594	32602	32571	32559
EAN	5907418025494	5907418025654	5907418025517	5907418025562	5907418025425
Packaging					
Quantity per unit	2 kg/unit				
Unit per pallet	240 unit/Pal.				
Grain size	0-0,5 mm				
Colour	coloured				
Consumption	0,5 kg/m <sup>2</sup>				
Water requirement	approx. 0,5 L/unit				
Joint width	1-20 mm				
Compressive strength	≥ 15 N/mm <sup>2</sup> (28 d)				
Pressure resistance	≥ 2,5 N/mm <sup>2</sup> (28 d)				
Possibilities to enter	approx. 6 h				
Chromium content	≤ 0,0002 %				
Adhesive group	CG 2 WA EN 13888:2010				
Drying time	24 h 48 h				
Processing time	40 min				


Item number	25212	25213	32567	32565	32576
EAN		5907418025524	5907418025487		5907418026385
Packaging					
Quantity per unit	2 kg/unit				5 kg/unit
Unit per pallet	240 unit/Pal.				128 unit/Pal.
Grain size	0-0,5 mm				
Colour	coloured				
Consumption	0,5 kg/m <sup>2</sup>				

## NANOTECH GROUT 730

Elastic cement jointing grout based on nanotechnology

Item number	25212	25213	32567	32565	32576
Water requirement	approx. 0,5 L/unit				approx. 1,25 L/unit
Joint width	1-20 mm				
Compressive strength	$\geq 15 \text{ N/mm}^2$ (28 d)				
Pressure resistance	$\geq 2,5 \text{ N/mm}^2$ (28 d)				
Possibilities to enter	approx. 6 h				
Chromium content	$\leq 0,0002 \%$				
Adhesive group	CG 2 WA EN 13888:2010				
Drying time	24 h 48 h				
Processing time	40 min				


Item number	32605	32562	32596	32566	32568
EAN		5907418026354		5907418026361	
Packaging					
Quantity per unit	5 kg/unit				
Unit per pallet	128 unit/Pal.				
Grain size	0-0,5 mm				
Colour	coloured				
Consumption	0,5 kg/m <sup>2</sup>				
Water requirement	approx. 1,25 L/unit				
Joint width	1-20 mm				
Compressive strength	$\geq 15 \text{ N/mm}^2$ (28 d)				
Pressure resistance	$\geq 2,5 \text{ N/mm}^2$ (28 d)				
Possibilities to enter	approx. 6 h				
Chromium content	$\leq 0,0002 \%$				
Adhesive group	CG 2 WA EN 13888:2010				
Drying time	24 h 48 h				
Processing time	40 min				

Item number	32570	32578	32580	32595	32574
EAN	5907418026453	5907418026484	5907418026392	5907418026552	5907418026477
Packaging					
Quantity per unit	5 kg/unit				

## NANOTECH GROUT 730

Elastic cement jointing grout based on nanotechnology

Item number	32570	32578	32580	32595	32574
Unit per pallet	128 unit/Pal.				
Grain size	0-0,5 mm				
Colour	coloured				
Consumption	0,5 kg/m <sup>2</sup>				
Water requirement	approx. 1,25 L/unit				
Joint width	1-20 mm				
Compressive strength	≥ 15 N/mm <sup>2</sup> (28 d)				
Pressure resistance	≥ 2,5 N/mm <sup>2</sup> (28 d)				
Possibilities to enter	approx. 6 h				
Chromium content	≤ 0,0002 %				
Adhesive group	CG 2 WA EN 13888:2010				
Drying time	24 h 48 h				
Processing time	40 min				

Item number	32603	32572	32560	32600	32598
EAN	5907418026415				5907418026422
Packaging					
Quantity per unit	5 kg/unit				
Unit per pallet	128 unit/Pal.				
Grain size	0-0,5 mm				
Colour	coloured				
Consumption	0,5 kg/m <sup>2</sup>				
Water requirement	approx. 1,25 L/unit				
Joint width	1-20 mm				
Compressive strength	≥ 15 N/mm <sup>2</sup> (28 d)				
Pressure resistance	≥ 2,5 N/mm <sup>2</sup> (28 d)				
Possibilities to enter	approx. 6 h				
Chromium content	≤ 0,0002 %				
Adhesive group	CG 2 WA EN 13888:2010				
Drying time	24 h 48 h				
Processing time	40 min				

# NANOTECH GROUT 730

Elastic cement jointing grout based on nanotechnology

## Material base

---

- Mineral fillers
- Modifying additives
- Pigments
- Portland cement

## Application conditions

---

Apply in temperatures from +5 °C to +25 °C, these temperature refer to air, groundwork and product temperature.

## Surface

---

Proceed to jointing when the tile adhesive has sufficiently set and dried. Clear the joints before grouting. The depth of joints should be equal.

Ceramic, gres, clinker, concrete tiles and other: Apply directly

## Preparation

---

Pour the dry mix gradually to a container with a sufficient amount of clean, cool water, mixing manually or using a low-speed mixer to produce homogenous, lump-free mass. Leave to mature for 5 minutes, and then mix again. If necessary, depending on the conditions, slightly adjust the amount of water added. Do not mix the hardened grouting mixture again. Too large amount of water used for making the mortar may lead to extension of the setting-time, to reduced resistance of joints, their cracking and discolouration. Since natural raw materials have been used for production of the mortar, colour of various production batches may slightly differ. Therefore, it is advisable to use the product from one production batch on one facade, surface, working field.

## Application procedure

---

Apply the grout in the joint using a rubber trowel or a float. After brief drying of the grout, remove excessive grout from the surface using a frequently rinsed wet sponge. Perform final surface cleaning using a damp, soft cloth. Avoid

rubbing dust into humid joints. It is generally recommended to apply product from one production batch on one jointed surface. Before proceeding to jointing with dyed grout, check if the pigment of the grout permanently stains the surface of the jointed element.

## Instructions

---

Non-uniform drying conditions, the use of jointing grout from various production batches, humidity of tile groundwork, the absence of sufficient insulation, etc. can produce different joint colours. Freshly grouted surfaces must be protected against rain, dew, municipal water, wind, draughts, strong insolation and frost. A final colour of the joint is set after it is completely dry and depends on the way in which the fresh mortar is maintained, on humidity of construction elements under tiles, on climate around. Unlike joint mortar drying conditions, humidity of beds under tiles, unwashed aggregates of masonry mortars, lack of appropriate building insulations and similar factors may result in different colours of the joints. Grouting during adverse weather conditions (fog, high air humidity, rain, low temperatures) may be the reason for saltpetre rots on the surface of joint. It is advisable for grouted wall claddings and floor claddings in a period of the first 3-4 weeks of use to be washed with clean water only. Cleaning the joints with detergents, both acidic and alkali cleaning solutions in the first weeks of setting and drying can cause a permanent discolouring of the jointing grout. Do not use detergents which can enter into reaction with lime or cement compounds. Avoid contact with skin and protect eyes. Detailed guidelines are included in the material safety data sheet. The product becomes water resistant after 7 days of setting.

## Storage

---

Minimum shelf life 24 months.

## Label

---



# NANOTECH GROUT 730

Elastic cement jointing grout based on nanotechnology

## General information

This product data sheet replaces all its previous versions. The information, included in this technical card, represents our current knowledge and practical experience. This is general information only which shall not obligate the manufacturer to take any responsibility either for workmanship or for the manner of use. For there may be differences and specific execution conditions. The product shall be applied in accordance with required technical knowledge and OHS rules. Avoid contact with skin and protect eyes. In case of contact with eyes, rinse them up with a large quantity of clean water and consult a doctor. It shall be recommended to use gloves, safety goggles and protective clothing. All technical data is given for a temperature of +20 °C and a humidity of 60 %. In the case of drying times, binding, pointing, open, correction, water resistance, etc., these values are given for a typical layer thickness of the product, which for the tile adhesive is about 5mm, primer and self-leveling screed of about 10mm, screeds about 25mm. In special cases, they may deviate from this accepted average and should be determined experimentally. In case of doubts and not included in this record, it is recommended to contact the technical department of KREISEL.

All technical data listed in this product specification has been determined under laboratory conditions.

Consumption depending on tile size and joint width			
Tile size/joint width	Consumption	Tile size/joint width	Consumption
5x5cm/2mm	Ok. 0,95 kg	30x30cm/2mm	Ok. 0,35 kg
5x5cm/3mm	Ok. 1,40 kg	30x30cm/3mm	Ok. 0,45 kg
10x10cm/2mm	Ok. 0,50 kg	40x40cm/2mm	Ok. 0,32 kg
10x10cm/3mm	Ok. 0,70 kg	40x40cm/3mm	Ok. 0,40 kg
15x20cm/2mm	Ok. 0,35 kg	60x60cm/2mm	Ok. 0,30 kg
15x20cm/3mm	Ok. 0,45 kg	60x60cm/3mm	Ok. 0,32 kg